


















LEGEND

-  ELECTRICAL SERVICES SWITCHBOARD.
-  SWITCHBOARD / CONTROL PANEL NOT PROVIDED AS PART OF THE ELECTRICAL SUBCONTRACT.
-  SINGLE POWER OUTLET.
-  DOUBLE POWER OUTLET.
-  USB 


DOUBLE POWER OUTLET C/W USB CHARGING PORTS
-  GAMING / TAB OUTLET BY GAMING ELECTRICIAN.
-  SIGNAGE CONNECTION.
-  SINGLE PHASE ISOLATOR.
-  THREE PHASE ISOLATOR.
-  CONDUIT ROUTE.
-  FBx


ELECTRICAL FLOOR BOX, TYPE AS NOTED.
-  AV


LED SCREEN AV POWER CONNECTION.
-  SPx

LIGHTING CONTROL SWITCHPANEL, TYPE x.
-  ONE-WAY LIGHT SWITCH.
-  CIRCUIT LINE.
-  SWITCH LINE.
- DB-x - Py


POWER CIRCUIT DESIGNATION.  
DENOTES DB AND CIRCUIT.
- xx

LIGHTING CONTROL CHANNEL REFERENCE.
- 


ELECTRICAL EQUIPMENT AS NOTED.
- 

REFER TO DETAIL NOTED FOR THE AREA SHOWN HATCHED.  
ADDITIONAL OUTLETS & FITTINGS MAY BE SHOWN ON DETAIL.
- 


Sx: LED JOINERY / CEILING STRIP LIGHT, TYPE AS NOTED.
- E1



E1: GENERAL CEILING RECESSED LED EMERGENCY LIGHT, WHITE.
- E2



E2: GENERAL CEILING RECESSED LED EMERGENCY LIGHT, BLACK.
- E3




E3: GENERAL SURFACE MOUNT LED EMERGENCY LIGHT, WHITE.
- E4


EX

E4: EMERGENCY LED EXIT LIGHT, BLACK.
- EX


EX: EMERGENCY LED EXIT LIGHT, BLACK.
- PD01




PD01: DECORATIVE SUSPENDED PENDANT.
- PD02




PD02: DECORATIVE SUSPENDED PENDANT.
- PD03




PD03: DECORATIVE SUSPENDED PENDANT.
- PD04




PD04: DECORATIVE SUSPENDED PENDANT.
- PD05




PD05: DECORATIVE SUSPENDED PENDANT.
- PD06




PD06: POOL TABLE LIGHT.
- TL01




TL01: SURFACE TRACK LIGHTS, BLACK.
- WLE




WLE: EXISTING WALL LIGHT TO BE RETAINED.
- WL01




WL01: DECORATIVE WALL LIGHT.
- WL02




WL02: DECORATIVE WALL LIGHT.
- WL03




WL03: DECORATIVE WALL LIGHT.
- WL04




WL04: DECORATIVE WALL LIGHT.
- WL10



WL10: EXISTING WALL LIGHT REPLACED WITH UP / DOWN LIGHT.
- WL11



WL11: DECORATIVE WALL LIGHT.
- WL12



WL12: DECORATIVE WALL LIGHT.

LEGEND

- RD01



RD01: RECESSED DOWNLIGHT, BLACK.
- RD02



RD02: RECESSED DOWNLIGHT, WHITE.
- RD03



RD03: RECESSED DOWNLIGHT, BLACK.
- RD04



RD04: RECESSED DOWNLIGHT, WHITE.
- BL01



BL01: TREE BUD LIGHTING.
- G1



G1: GAMING MACHINE BASE KICK LED STRIP LIGHT.
- FS01



FS01: FESTOON LIGHTS FIXED TO STAINLESS STEEL WIRE SUPPORT.
- GL01



GL01: INGROUND UPLIGHT.
- HL01



HL01: HEAT LAMP PENDANT.
- SL01



SL01: EXISTING SPOT LIGHT TO BE REMOVED.
- L1



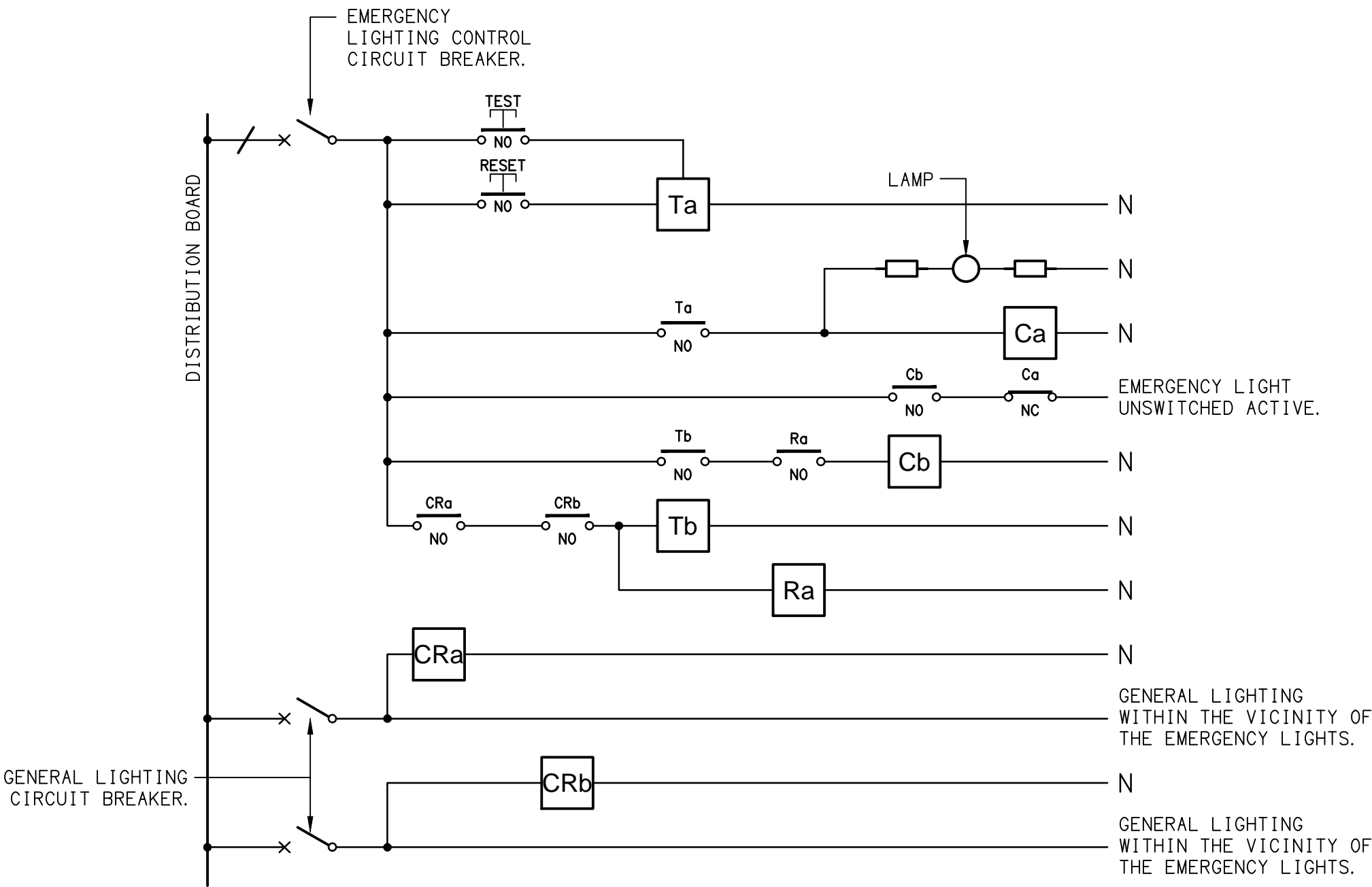
L1: EXISTING RECESSED DOWNLIGHT.
- L2



L2: EXISTING PENDANT.

EQUIPMENT:

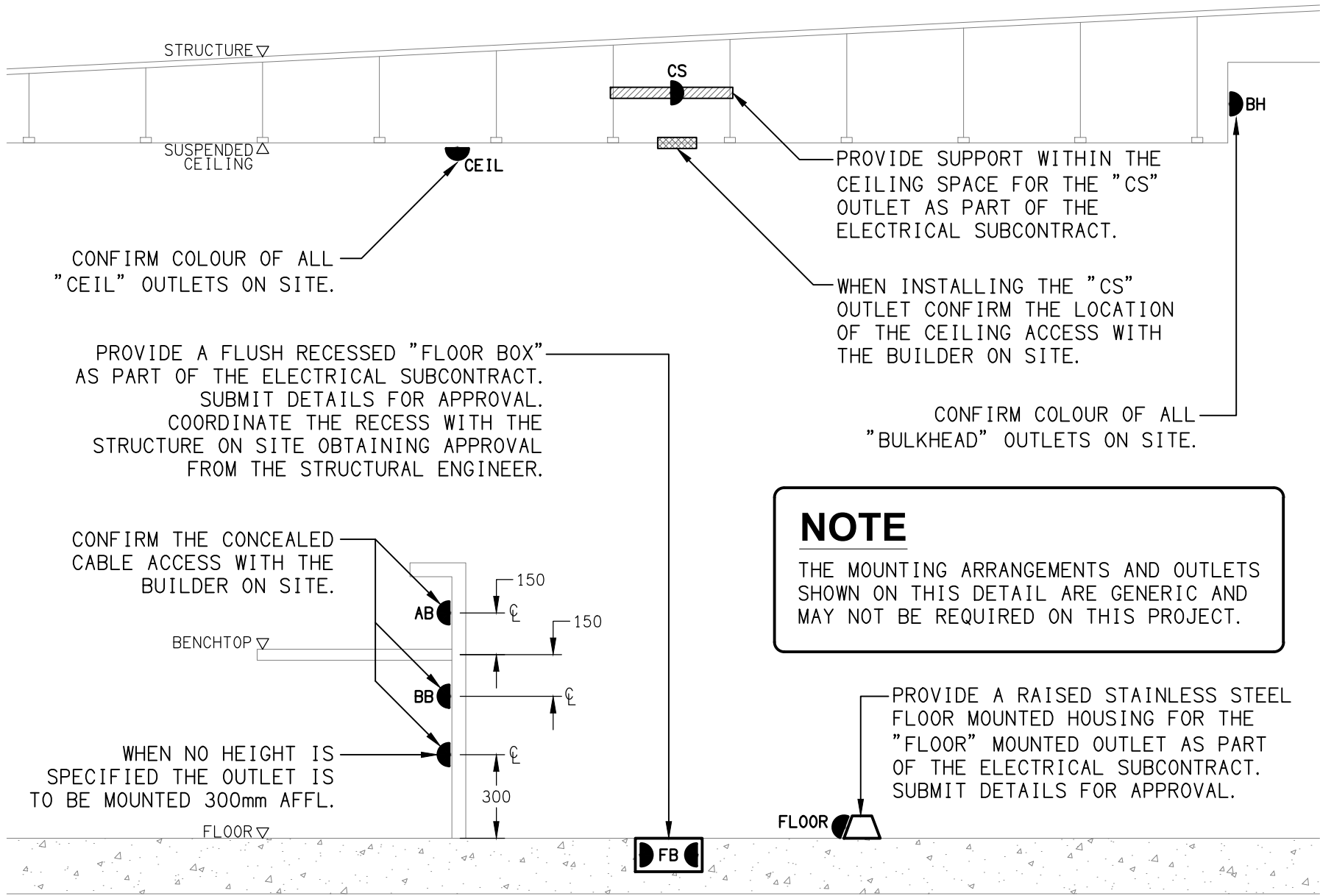
- TEST – TEST PUSH BUTTON MOUNTED ON THE DISTRIBUTION BOARD ESCUTCHEON.
- RESET – RESET PUSH BUTTON MOUNTED ON THE DISTRIBUTION BOARD ESCUTCHEON.
- LAMP – AMBER TEST INDICATING LAMP MOUNTED ON THE DISTRIBUTION BOARD ESCUTCHEON.
- Ta – ADJUSTABLE 0-3 HOUR TIMED RELAY.
- Tb – 15 MINUTE RUN-ON TIMER TO OPERATE UPON THE RETURN OF MAINS POWER.
- Cx – CONTACTOR x.
- CRx – CONTROL RELAY x.
- Rx – RELAY x.



NOTES

1. THE EMERGENCY LIGHT UNSWITCHED ACTIVE / GENERAL LIGHTING SWITCHED ACTIVE CIRCUIT ARRANGEMENT AND CONTROL IS TYPICAL FOR ALL CIRCUITS SUPPLYING EMERGENCY LIGHTS.
2. PROVIDE ADDITIONAL CONTROL RELAYS (CRx) CONFIGURED AS PER CRa AND CRb FOR ALL ADDITIONAL LIGHTING CIRCUITS THAT SUPPLY LIGHTS IN THE VICINITY OF THE EMERGENCY LIGHTS.

SCHEMATIC  
EMERGENCY LIGHTING  
NOT TO SCALE



DETAIL  
TYPICAL OUTLET MOUNTINGS  
NOT TO SCALE

THE COPYRIGHT OF THIS DRAWING REMAINS THE PROPERTY OF THE ELECTRICAL DESIGN GROUP.

USE FIGURED DIMENSIONS IN PREFERENCE TO SCALE.

ALL DIMENSIONS TO BE VERIFIED ONSITE.

D	TENDER	17/12/2025
REV:	DESCRIPTION:	DATE:

 **ELECTRICAL DESIGN GROUP**  
ELECTRICAL BUILDING SERVICES CONSULTANTS

BRISBANE: P.O. Box 15 Sherwood Qld 4075  
Phone: (07) 3278 4375  
Email: brisbane@edg.net.au  
Web: www.edg.net.au

ELECTRICAL DESIGN GROUP BRISBANE PTY LTD  
ACN 092 710 793

TRADING AS:  
ELECTRICAL DESIGN GROUP

PROJECT:

JIMBOOMBA TAVERN

SITE ADDRESS:  
CORNER MT LINDESAY HIGHWAY &  
CUSACKS LANE, JIMBOOMBA

SCALE: SHEET SIZE:

NOT TO SCALE AT A1

DRAWING TITLE:

**ELECTRICAL SERVICES  
LEGEND & DETAILS**

PROJECT NO: DRAWING NO: REVISION:

**C3630a E01 D**